


Product Information

ZHV μ Micro Vickers Hardness Tester - from manual to fully automatic



Range of application

Can be used for the optical hardness test methods Micro Vickers respectively Knoop to the following standards:

- Vickers hardness acc. to ISO 6507 and ASTM E384
- Knoop hardness acc. to ISO 4545 and ASTM E384

Advantages/features

- Load steps with motorized load change: 10, 25, 50, 100, 200, 300, 500, 1000, 2000 (gf)
- Motorized turret allows automatic test sequence when changing indenter and lens position
- Capable of fitting one Vickers and one Knoop indenter simultaneously and up to four objective lenses
- Dead weight load application, provides long term test force stability and repeatability
- Variable dwell times, 5 ... 60 seconds
- Individual setting of illumination for each objective lens

Software controlled variants for **semi- to fully automatic hardness testing systems** provide the further features:

- Operation and control of the hardness tester via High Definition software (HD)
- 1.3 megapixel USB camera
- High-resolution overview image of specimen surface via scan function (stitching) ⁽¹⁾ with 2.5 x objective lens
- Easy positioning of test points in the overview image
- Automatic indentation measurement with illumination and shadow correction removes operator influence in determining hardness values
- Motorized x-y table with 100 mm x 60 mm travel
- Automatic effective case depth determination

⁽¹⁾ Function not available in the US

Product Information

ZHV μ Micro Vickers Hardness Tester - from manual to fully automatic

High Definition Testing Software

When a hardness testing solution which delivers reliable, accurate and repeatable test results is needed, choose from the HD line of macro and micro hardness testing solutions - field-proven systems, offering beyond comparison capabilities and fully ASTM E 384, ISO 6507 and ISO 4545-compliant.

Precise positioning

With its image of the entire specimen (Mosaics) and its annotation tools, HD Software enables you to position indents precisely where they are required.

Precise, reproducible measurements

The high image resolution of the HD Software allows measurement of indents to be precise and reproducible.

Enhanced productivity

The HD Software combines ease of use, reliability and auto-calibration, minimizing the subjectively associated with human intervention. The system can run autonomous for hours without interruption.

Sophisticated reporting

The results are automatically transferred via data interface from HD software to testXpert III - the testing software for all Zwick testing machines and instruments. According to your requirements the reports are now generated.

Image window

The intuitive image window interface allows easy viewing of specimen surface and indents.

Individual Workspace

Maximize your workspace by running in a high-resolution environment of 1920 x 1200 pixels or more.

Results window

Results are clearly displayed in graphical or tabular form. Track and review individual indentations.

Stage pattern window

Create or modify traverses and/or patterns and their positions, then see the stage move in real time in the stage pattern window.

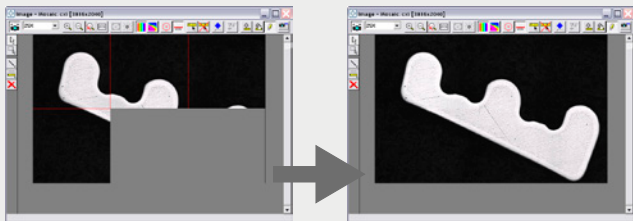


Product Information

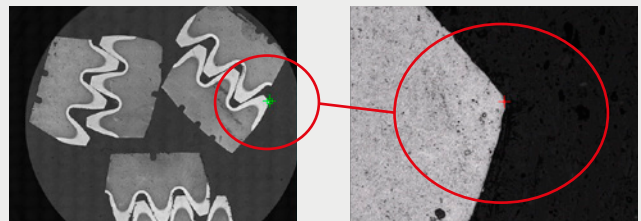
ZHV μ Micro Vickers Hardness Tester - from manual to fully automatic

Step 1: Set the entire specimen

Place the specimen in the specimen holder and - with one click - build a mosaic image of the specimen and set reference points for more traverses using annotated tools.



Building mosaic image to a complete image



Precise positioning at any magnification

Step 2: Set-up traverses/patterns


Open, modify, or create new traverses/patterns using reference points or lines. Traverses and patterns can be individually adjusted.



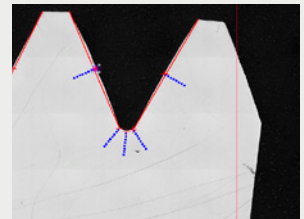
T-Bar rotation tool



Three traverses perpendicular to edge



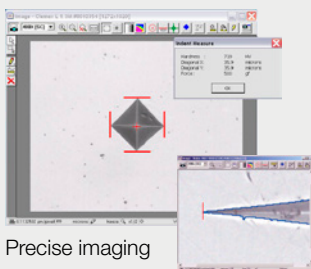
Traverse centred in weld sample



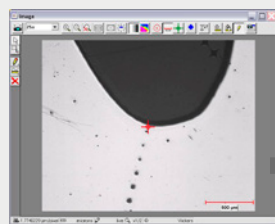
Five traverses perpendicular to the edge of the gear

Step 3: Click & walk away

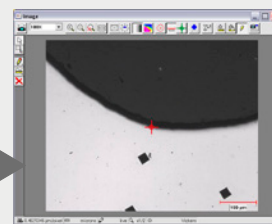
HD Software intelligently follows the predefined patterns, indents the specimen, focuses if needed, measures and generates data dynamically. Everything is automated, freeing users for other tasks.



Precise imaging



with 2.5 x objective lens




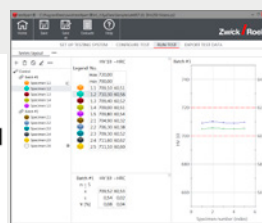
with 10 x objective lens



with 40 x objective lens

Step 4: Get results

Review results in graphical and/or tabular format. Export results to the spreadsheet application of your choice, or to **testXpert III** for creating and printing standard or customized reports.



Product Information

ZHV μ Micro Vickers Hardness Tester - from manual to fully automatic

Type	ZHV μ -M manual	ZHV μ -S semi-automatic	ZHV μ -A fully automatic
Micro Vickers test loads	10 ... 2000 gf	10 ... 2000 gf	10 ... 2000 gf
Display	integrated display	PC monitor ⁽¹⁾	PC monitor ⁽¹⁾
Data entry	integrated keyboard	PC keyboard ⁽¹⁾	PC keyboard ⁽¹⁾
Focussing	via hand wheel	via hand wheel	motorized
Optics	Measuring microscope	USB camera with HD connection	USB camera with HD connection
HD-Software	-	ZHμ.HD-S: <ul style="list-style-type: none"> • Auto indentation measurement • Manual effective case depth determination 	ZHμ.HD-A: <ul style="list-style-type: none"> • Auto indentation measurement • Autom. effective case depth determination • Sample scanning and stitching capability
Test area (height x depth)	150 x 150 mm		
Dimensions (H x W x D)	670 x 300 x 550 mm		
Weight	30 kg		
Power supply	3 A single phase, 240/120 V switchable		
Inclusive accessory box and instruction manual			

⁽¹⁾ PC, monitor and keyboard already included in scope of supply.

Accessories

Description	Item number
Indenter, diamond pyramid 136° to Vickers	2111218
Indenter, diamond pyramid to Knoop	2111219
Indenter holder (one required for each indenter)	2111217
Objective lenses 2.5-times Measuring range (mm): 0.500 - 4.000	2111210
Objective lenses 5-times Measuring range (mm): 0.200 - 2.000	2111211
Objective lenses 10-times Measuring range (mm): 0.100 - 1.000	2111212
Objective lenses 20-times Measuring range (mm): 0.050 - 0.500	2111213
Objective lenses 40-times Measuring range (mm): 0.025 - 0.250	2111214
Objective lenses 50-times Measuring range (mm): 0.016 - 0.160	2111215
Objective lenses 100-times Measuring range (mm): 0.010 - 0.100	2111216
Objective lenses 40-times Long working distance	2112291
Objective lenses 50-times Long working distance	2111259
Objective lenses 100-times Long working distance	2111260
Objective lens holder (one required for each objective lens)	2111209
Hardness test blocks on request, e.g. 540 HV 1	

X-Y tables	Item number
Manual X-Y table 100 x 100 mm with 50 x 50 mm travel; with manual micrometers	2111222
Manual X-Y table 100 x 100 mm with 50 x 50 mm travel; with digital micrometers	2111221
Manual X-Y table 100 x 100 mm with 25 x 25 mm travel; with manual micrometers	2111224
Manual X-Y table 100 x 100 mm with 25 x 25 mm travel; with digital micrometers	2111223
Manual single axis table with 25 mm travel; with manual micrometer	2111226
Manual single axis table with 25 mm travel; with digital micrometer	2111225
Motorised X-Y table 185 x 135 mm and 100 x 60 mm travel	2111227
Motorised X-Y table 350 x 218 mm and 200 x 100 mm travel	2111229